

2023 annual report to the Community

# Wynn Vale School and Wynn Vale Preschool

Wynn Vale School number: 533

Wynn Vale Preschool number: 1839

Partnership: Golden Way



School principal:

Amanda Browne

Signature

Date of endorsement:

20/02/2024



# Context Statement

Wynn Vale School caters for students from R-6. At the time of this report, the enrolment in 2023 is 396. Wynn Vale School is classified as Category 6 on the Department for Education Index of Educational Disadvantage. At the time of this report, the school population includes 4% Aboriginal students, 22% students with disabilities, 5% students with English as an additional language or dialect (EALD) funded background, 1% children/young people in care. Further information about the school is available on the school's website (including its context statement), as well as the My School website.

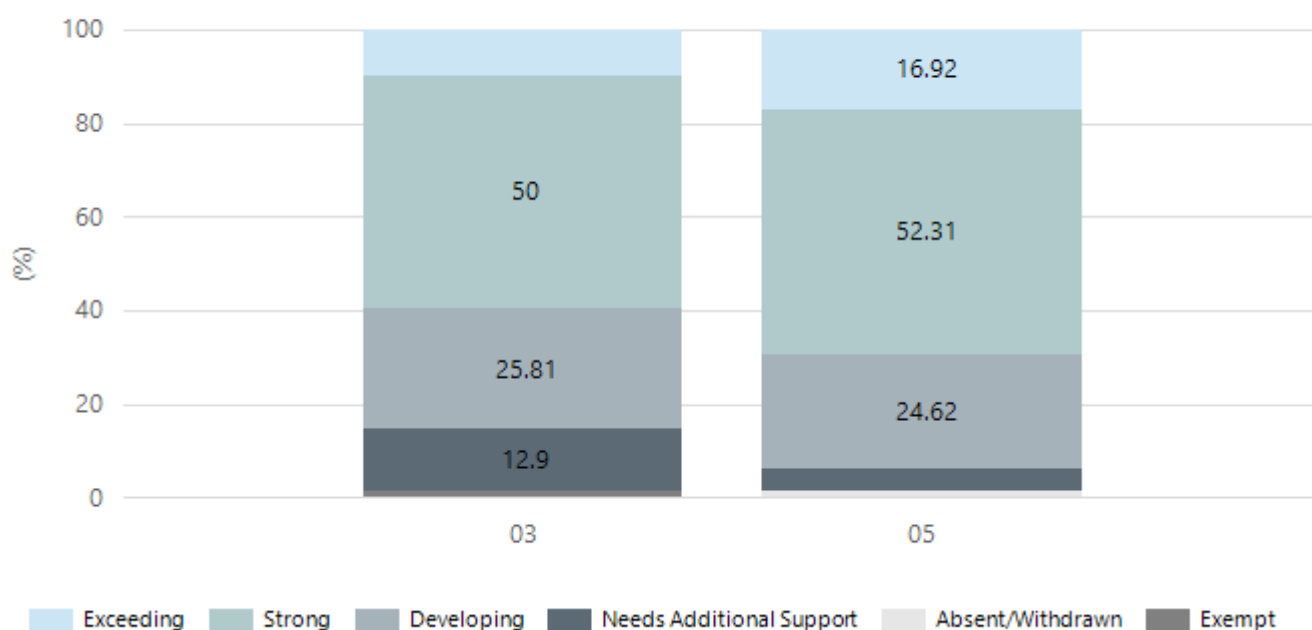
Information about Wynn Vale Preschool is available on the centres website, as well as the Australian Childrens Education and Care Quality Authority (ACECQA) website.

## Performance Summary

### NAPLAN Proficiency

In 2023, the Australian Curriculum, Assessment and Reporting Authority (ACARA) - a Commonwealth Independent statutory authority - announced changes to NAPLAN performance reporting. This new way of reporting by ACARA that NAPLAN results from 2023 will not be comparable to previous years. The new approach replaces the previous numerical NAPLAN bands and the national minimum standard.

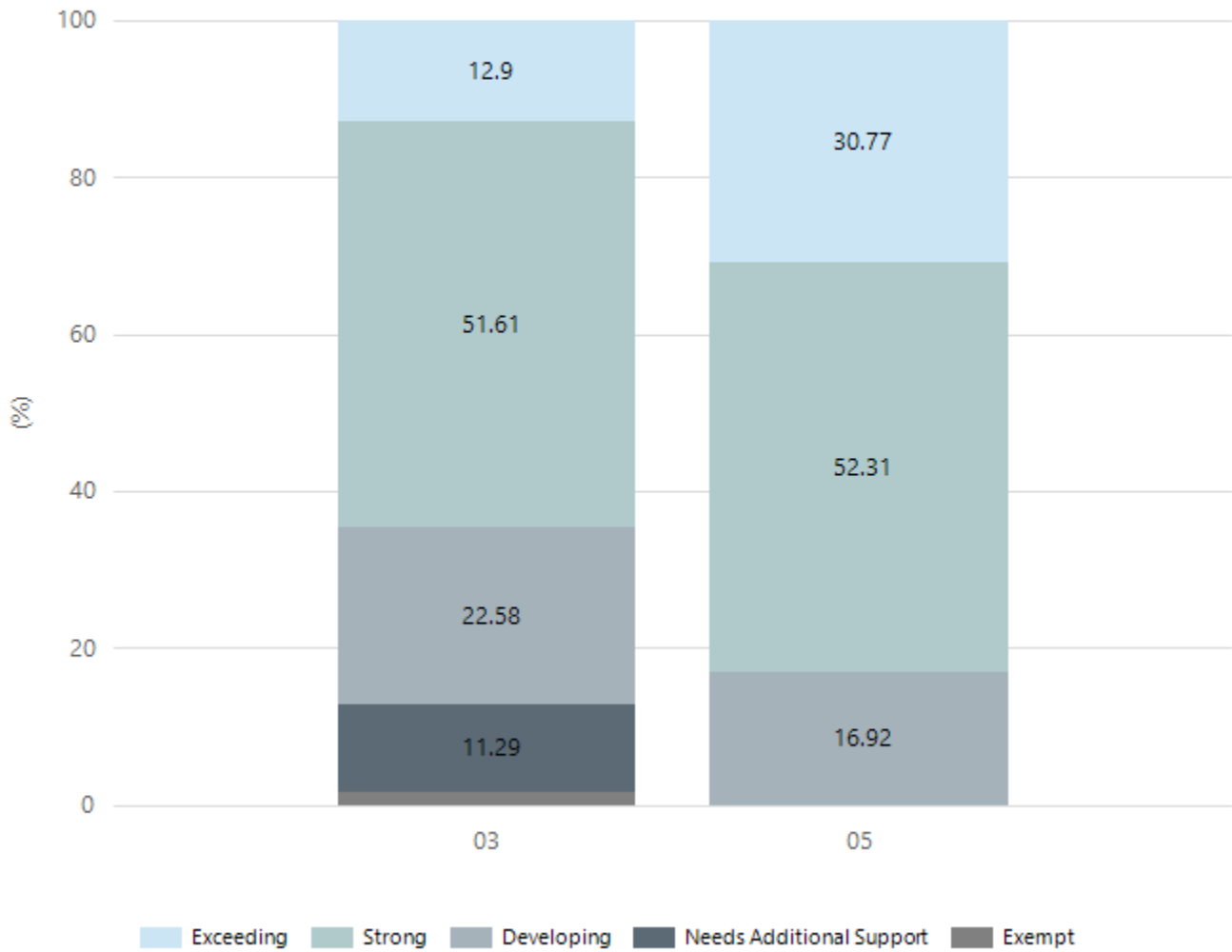
#### Numeracy



Year Level	03	05
Exceeding	6	11
Strong	31	34
Developing	16	16
Needs Additional Support	8	3
Absent/Withdrawn		1
Exempt	1	
Total	62	65

Data Source: Department for Education Assessment Data Holdings, 2023. When there are less than six students in a cohort, no data is supplied.

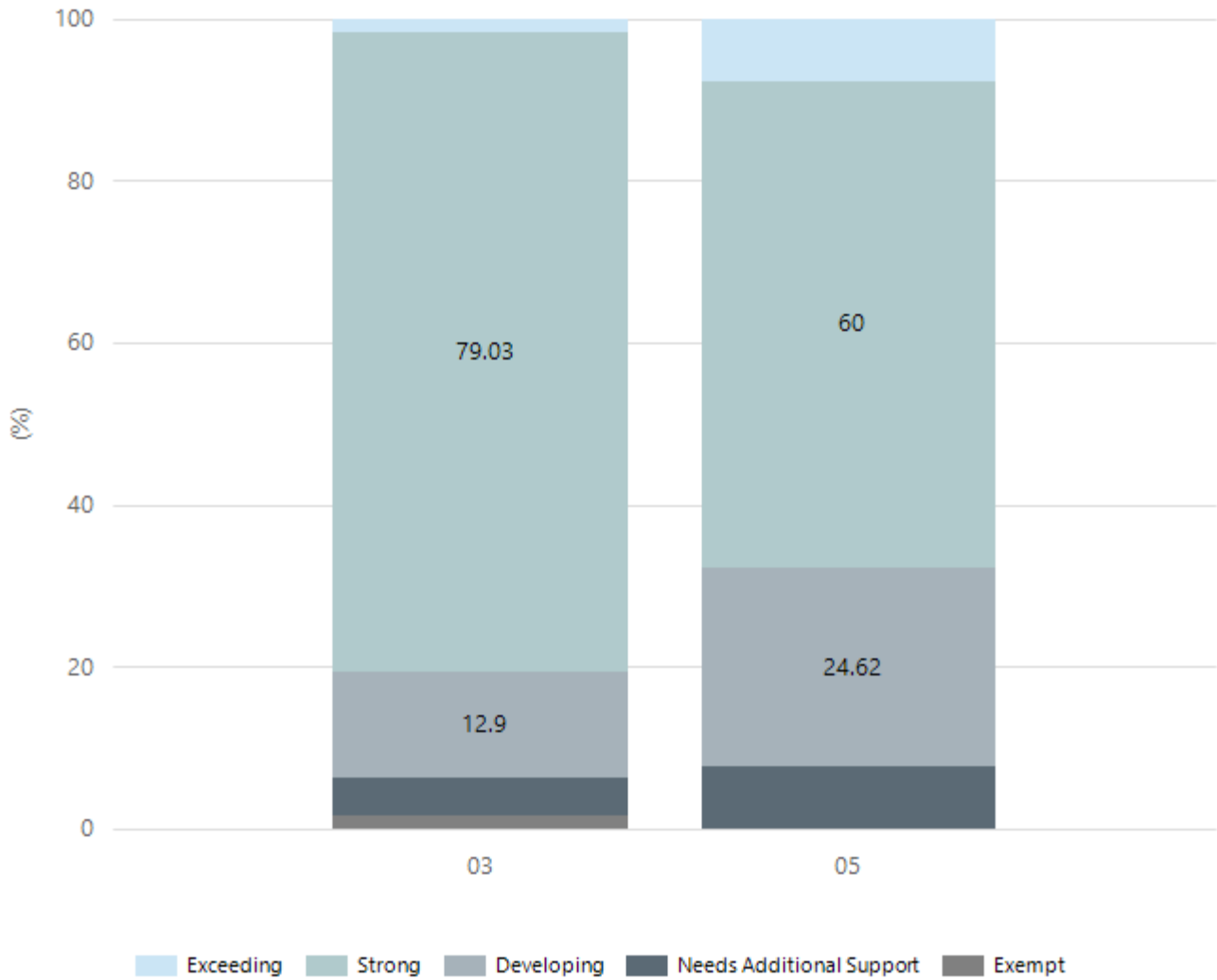
## Reading



Year Level	03	05
Exceeding	8	20
Strong	32	34
Developing	14	11
Needs Additional Support	7	
Exempt	1	
Total	62	65

Data Source: Department for Education Assessment Data Holdings, 2023. When there are less than six students in a cohort, no data is supplied.

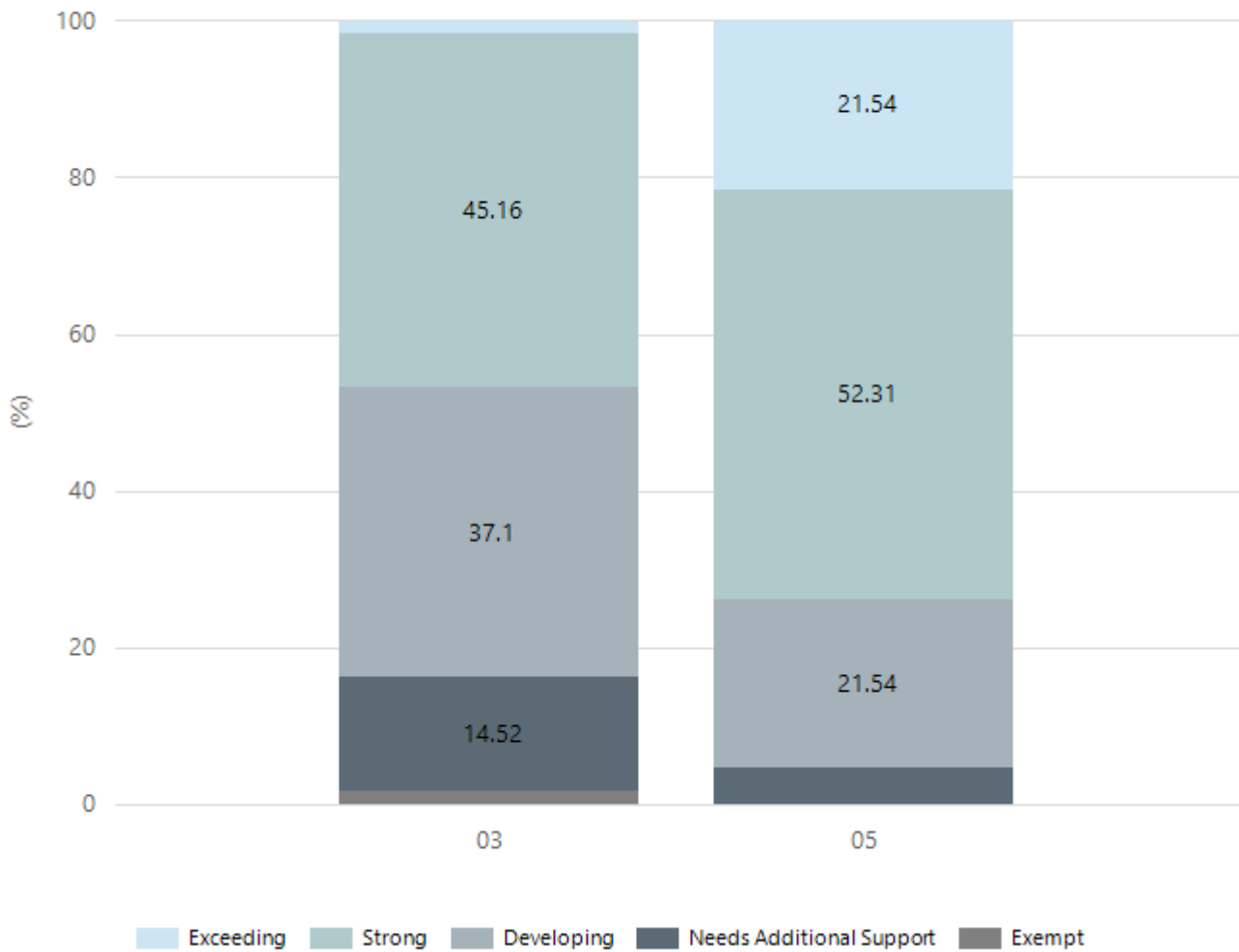
## Writing



Year Level	03	05
Exceeding	1	5
Strong	49	39
Developing	8	16
Needs Additional Support	3	5
Exempt	1	
Total	62	65

Data Source: Department for Education Assessment Data Holdings, 2023. When there are less than six students in a cohort, no data is supplied.

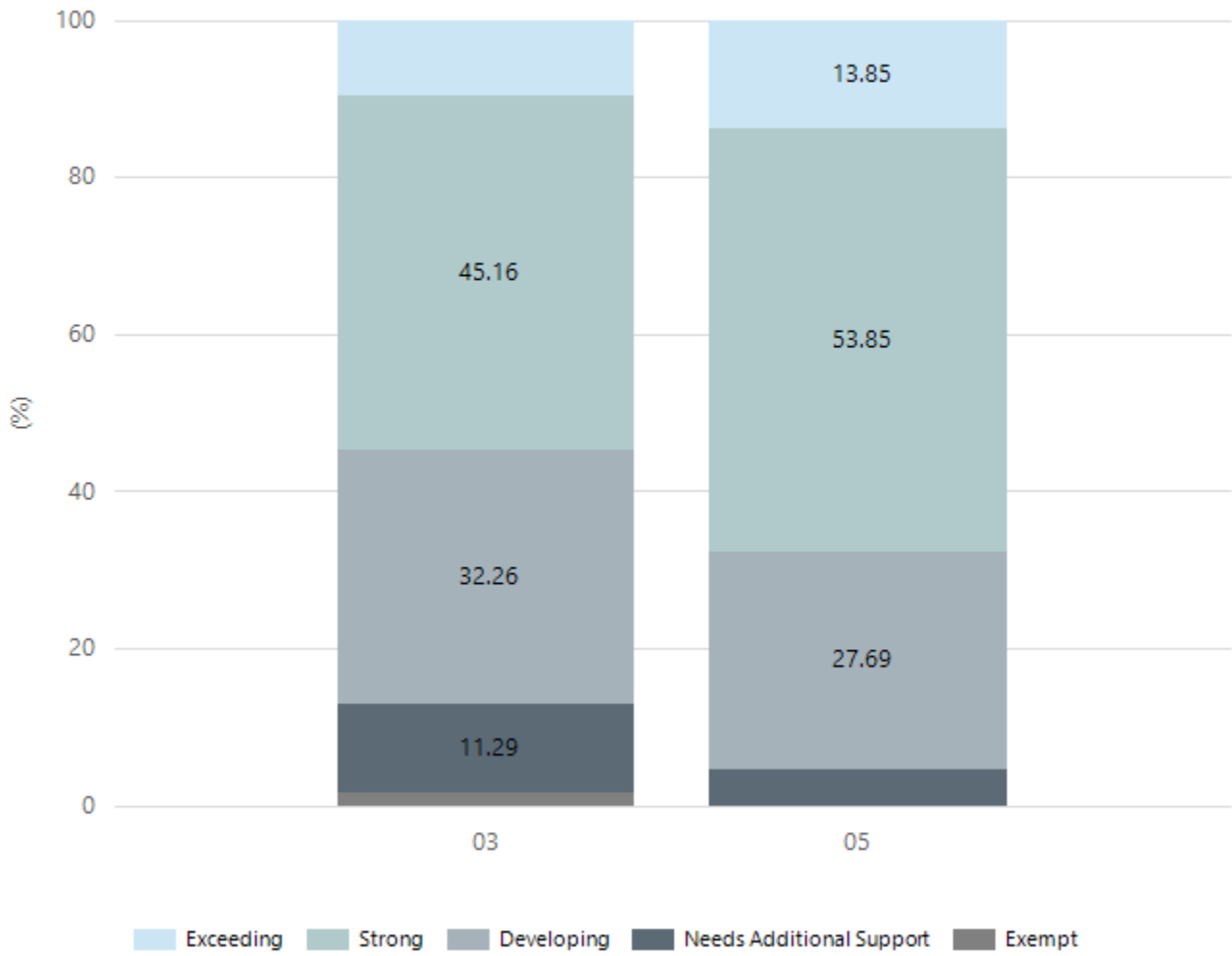
## Grammar



Year Level	03	05
Exceeding	1	14
Strong	28	34
Developing	23	14
Needs Additional Support	9	3
Exempt	1	
Total	62	65

Data Source: Department for Education Assessment Data Holdings, 2023. When there are less than six students in a cohort, no data is supplied.

## Spelling



Year Level	03	05
Exceeding	6	9
Strong	28	35
Developing	20	18
Needs Additional Support	7	3
Exempt	1	
Total	62	65

Data Source: Department for Education Assessment Data Holdings, 2023. When there are less than six students in a cohort, no data is supplied.

## Preschool Attendance

	Term 1	Term 2	Term 3	Term 4
2020 centre	94.1%	87.2%	86.1%	92.7%
2021 centre	90.6%	88.1%	89.7%	91.9%
2022 centre	87%	79.3%	85.7%	85.6%
2023 centre	87.1%	84.3%	89.5%	86.6%
2020 state	89.1%	81.8%	84.6%	85.8%
2021 state	87.3%	85.3%	87.1%	84.5%
2022 state	83.6%	77.6%	77.9%	77.8%
2023 state	85.4%	82.9%	83.4%	81.4%

Based on attendances recorded in the two-week reference period each term. Data for eligible enrolments as described in the department's Enrolment policy. Attendance rates may differ to previous reporting with the transfer from calculations based on deemed attendance to actual attendance using booked hours divided by attended hours. Data Source: Department for Education Attendance Data, Semester 1 Report 2023. A blank cell indicates there we no students enrolled.

Note: Term 2 2020 data may not be available for all preschools.

## School Attendance

Year Level	2021	2022	2023
Reception	95.3%	88.8%	93.6%
Year 01	92.9%	93.1%	91.6%
Year 02	93.0%	89.4%	93.5%
Year 03	94.3%	92.8%	91.4%
Year 04	92.9%	91.6%	92.6%
Year 05	91.3%	87.4%	93.5%
Year 06	91.7%	84.3%	89.4%
Year 07	91.8%		
Total	93.0%	89.9%	92.3%

Data Source: Department for Education Attendance Data, Semester 1 Report 2023. A blank cell indicates there we no students enrolled. 'Primary Other' includes students enrolled in specialised education options. 'Secondary Other' includes students who have already spent a year at Year 12 and elected to undertake further study at Year 12.

## Attendance Comment

In South Australia, preschool attendance is not compulsory, but it is strongly encouraged. Preschool gives children the best opportunity to develop skills, which prepare them for school. These benefits include establishing positive routines and habits, friendships and connections as well as developing communication, problem-solving and creative skills. All children are entitled to access a preschool program over 4 terms the year before they start school.

In South Australia, all children and young people must be in school from 6 years to 16 years old. They must attend a government or non-government school full time. From age 16 to 17 however, young people must attend school or an approved learning program (such as an apprenticeship, traineeship, accredited course or university). Schools and parents must encourage and support students to come to school every day. Parents and caregivers must make sure their child is enrolled in a school, and attends school all day and everyday it is open, unless a child is sick or has an approved exemption. Teachers and leaders actively follow up when a student misses school, including recording all absences and non-attendance. All schools in South Australia have local attendance procedures governed under the Education and Children's Services Regulations 2020.

# Governing Council Report

If there was one thing that the Covid years taught us it is that there will always be change and the year 2023 at Wynn Vale school reinforced this.

In term one Mr Fenton informed us that he would be taken on secondment to head office for term two and the school had its first of two acting principals for the year, Mrs Sara Slater. Mr Fenton's secondment extended for another term and Ms Slater had also won the role of principal at Modbury Primary for the remainder of the year, school bringing us our third principal for the year Mr Derek Gallamore. On Mr Fenton's return, in Term 4 he informed us that he had won the principal role at Golden Grove Primary School for 2024 onwards and would be leaving Wynn Vale. Mr Gallamore had also announced he had also won the role of Principal at Keithcot Farm for 2024 onwards. We now welcome Mrs Amanda Browne as our new principal for 2024.

This has been a lesson to live, one of the school's values, resilience.

Despite all the changes at this top level with the support of parents, governing council, leadership, teachers and students the school was still able to function normally and hold some exciting events. Sports Day, Disco, Bookweek Parade, Year Six Graduation, SAPSASA participations, school camps, Children's University, Harmony Day, Reconciliation Week and World Environment Day to name a few. Strong relationships in the school helped us through, this was a lesson in our school value, relationships.

School site improvements moved along although sometimes not as quickly as hoped but new playground designs were finalised, the water leaks under C block dealt with and steps made towards tiling the toilets, painting the games area under shade, the vegetable patches received some love and a we now have something wonderful murals arounds the school.

2024 sees landscaping of the gym and canteen area as a priority and the completion of OSHC playground, line marking and court re-surfacing. Considered management and financial stability make this possible.

Thanks to all who contributed to the governing council and sub committees in 2023.  
Congratulation to all students on their continuing personal improvement.

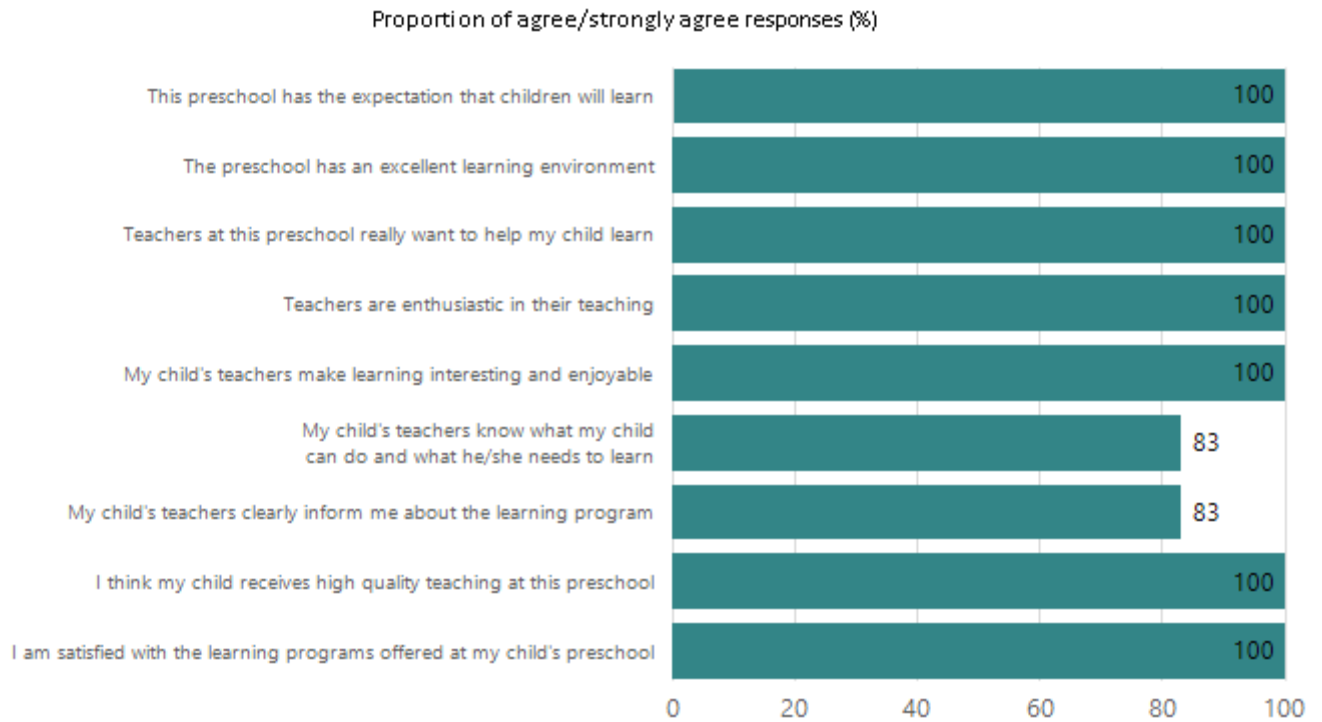
Wynn Vale School continues to have an enviable reputation and remains a great place for children to learn.  
Let's work together to keep this reputation intact living the lesson of the school's other value, respect

Matt Pentland  
Governing Council Chairperson  
Wynn Vale School



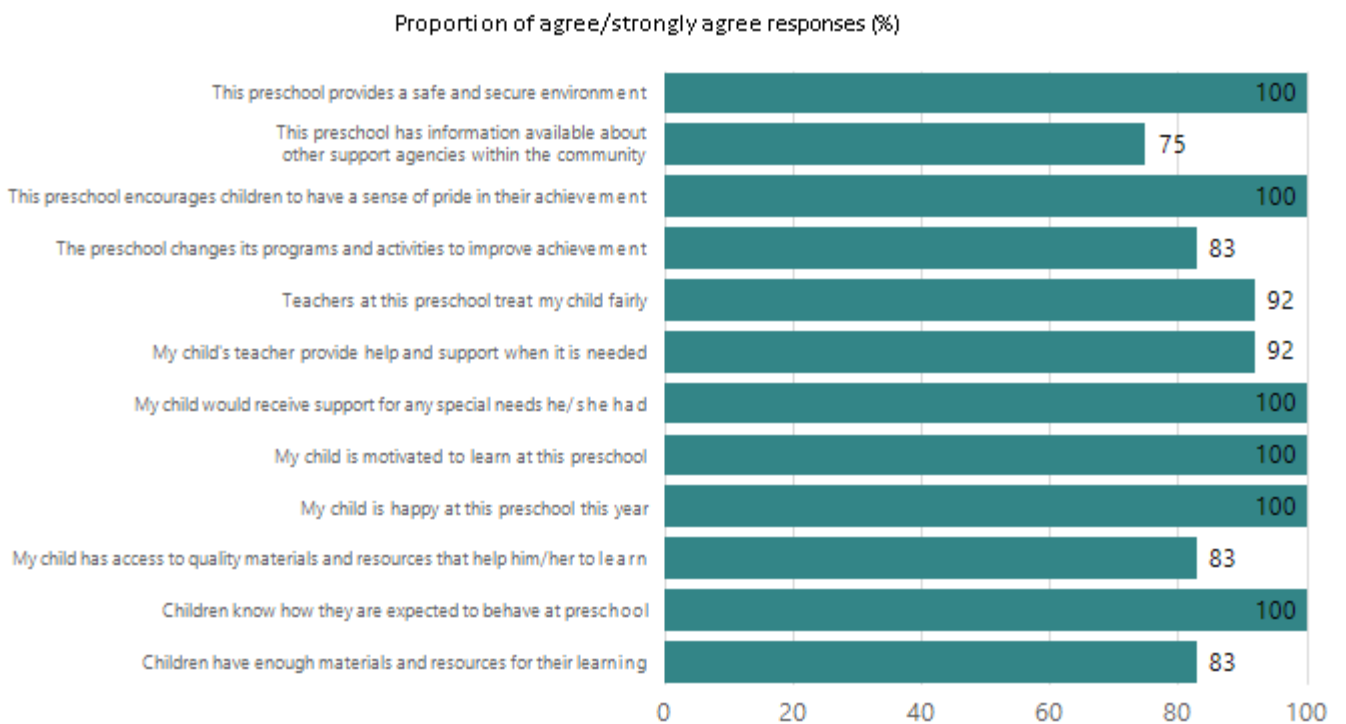
# Preschool Family Opinion Survey

## Quality of Teaching and Learning



Data Source: 2023 Department for Education Preschool Family Opinions Survey, Term 3 2023.

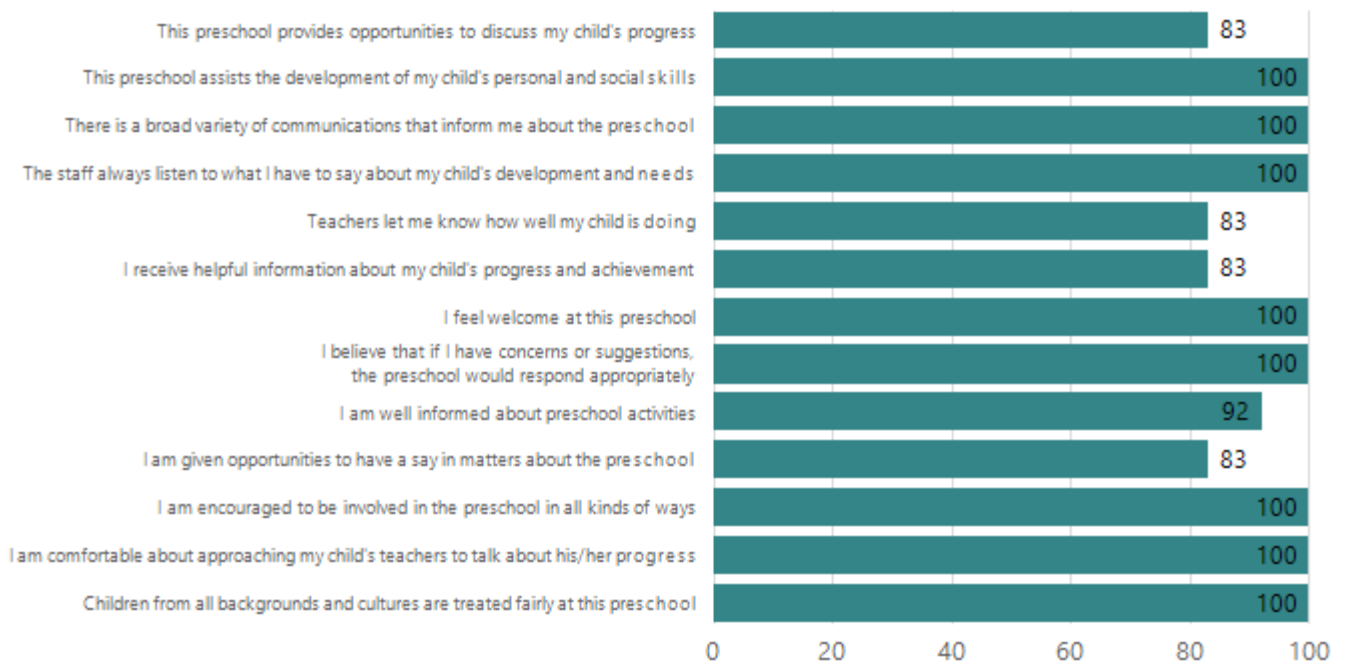
## Support of Learning



Data Source: 2023 Department for Education Preschool Family Opinions Survey, Term 3 2023.

# Relationships and Communication

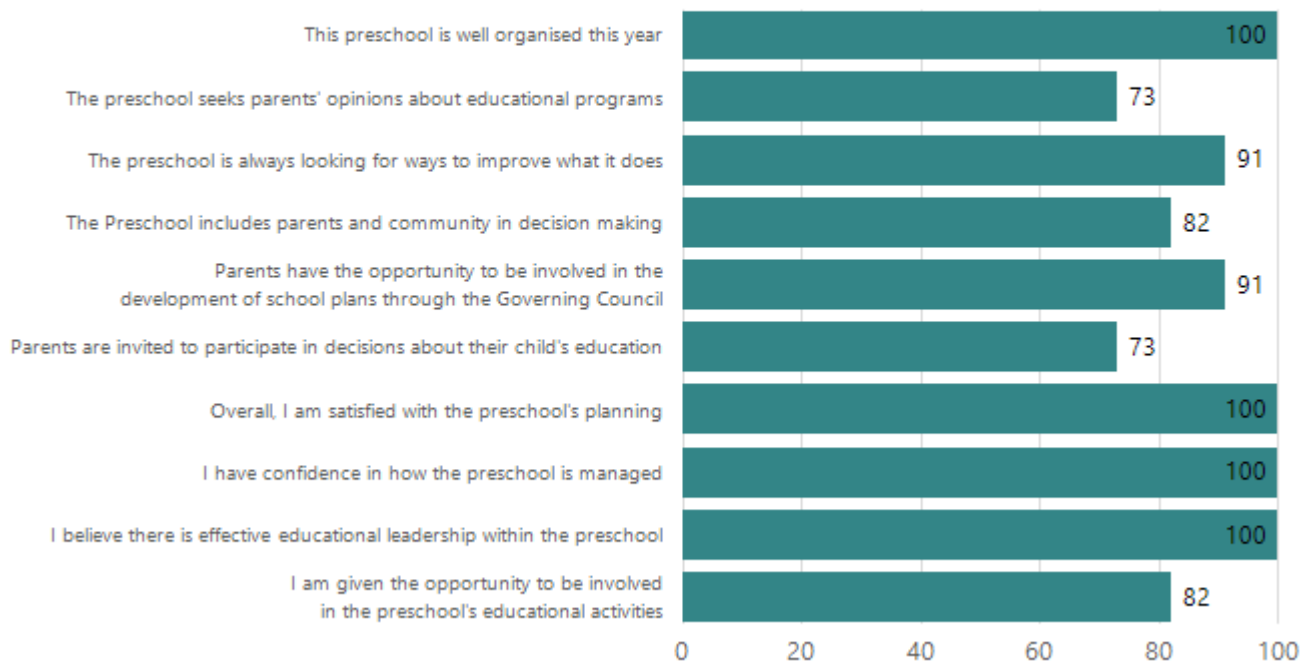
Proportion of agree/strongly agree responses (%)



Data Source: 2023 Department for Education Preschool Family Opinions Survey, Term 3 2023.

# Leadership and Decision Making

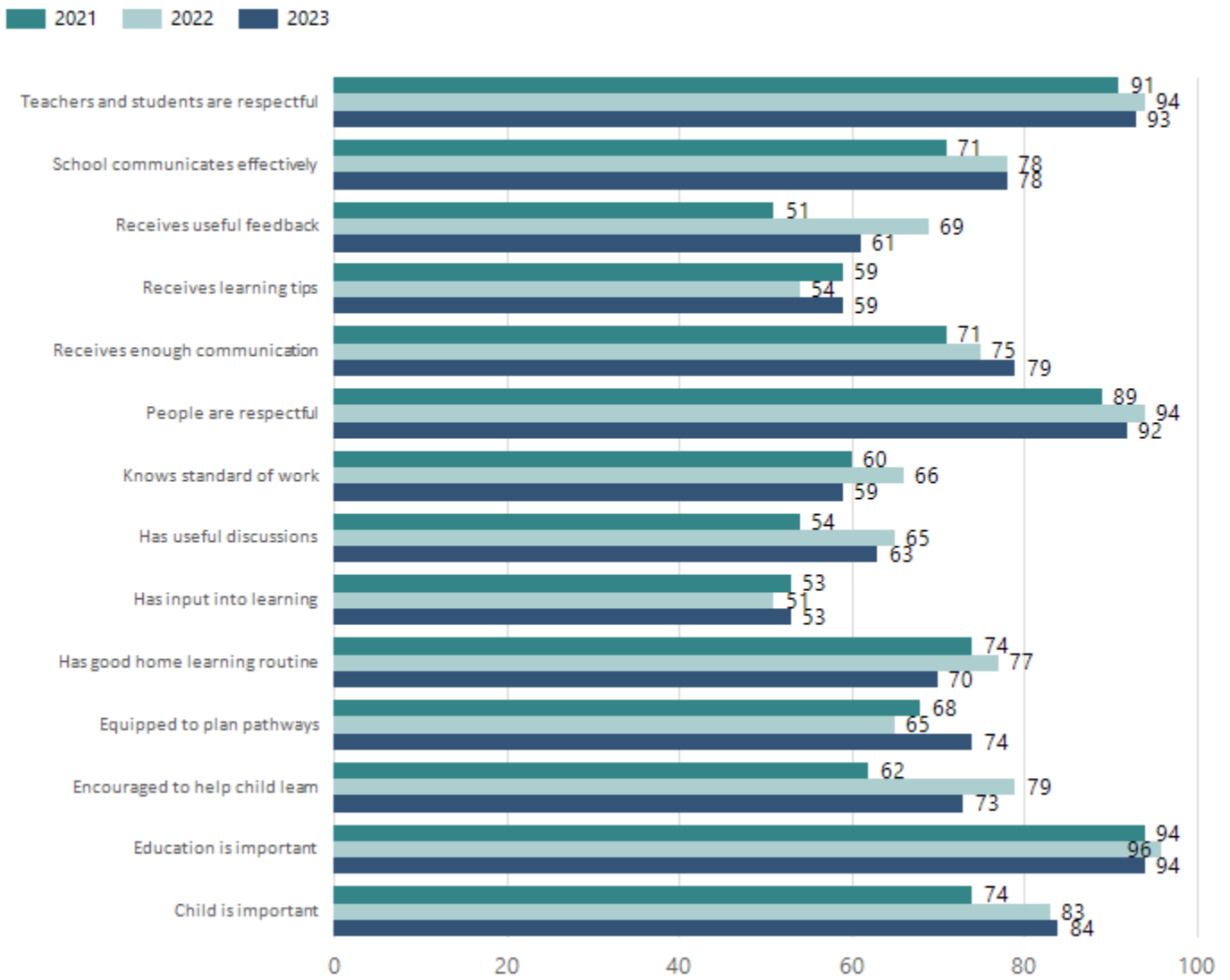
Proportion of agree/strongly agree responses (%)



Data Source: 2023 Department for Education Preschool Family Opinions Survey, Term 3 2023.

# Parent Opinion Survey Results

Proportion of agree/strongly agree response(%)



Data Source: 2023 Department for Education Parent Opinions Survey, Term 3 2023.

## Destination Schools

Feeder Schools (Site number - Name)	2021	2022	2023
0533 - Wynn Vale School	78.3%	67.6%	73.6%
8226 - Golden Grove Lutheran Primary School	15.9%	11.3%	12.5%
8421 - King's Baptist Grammar School		7.0%	
8454 - Pedare Christian College		5.6%	
9999 - Unknown			6.9%

Note: The data is collected in term 3. It does not reflect actual schools enrolled in by existing preschool children. A blank cell indicates there was no data for students enrolled.

Data Source: Department for Education Destination Data Report, 2023.

## Intended Destination

Leave Reason	Number	%
NG - ATTENDING NON-GOV SCHOOL IN SA	2	33.0%
TG - TRANSFERRED TO SA GOVERNMENT SCHOOL	4	67.0%

Data Source: Department for Education Destination Data Report, 2023. Data extract term 3 2023. Data shows recorded destinations for students that left the school in the previous year. Data is uploaded by schools in term 3 and may not reflect final or total figures at time of report creation.

# Highest Qualifications held by the teaching workforce and workforce composition

All teachers at this school are qualified and registered with the SA Teachers Registration Board.

Qualification Level	Number of Qualifications
Bachelor's degrees or Diplomas	24
Postgraduate Qualifications	7

Data Source: Data extracted from Mandatory Workforce Information Collections as on the last pay date of June 2023. As self-reported by staff in the system.

Please note: Data includes staff who are Actively employed and on extended paid leave. Please note only the highest qualification of the Teaching staff is reported. Excludes any number of other certifications earned.

## Workforce composition including indigenous staff

	Teaching Staff		Non-Teaching Staff	
	Indigenous	Non-Indigenous	Indigenous	Non-Indigenous
Full-Time Equivalents	0.0	25.2	0.6	11.7
Persons	0.0	31.0	1.0	19.0

Data Source: Data extracted from Mandatory Workforce Information Collection as on the last pay date of June 2023.

Please note: Data includes staff who are actively employed and on extended paid leave. "Indigenous category" is self-reported by staff in the system.

## Financial Statement

Funding Source	Amount
Grants: State	
Grants: Commonwealth	
Parent Contributions	
Fund Raising	
Other	

Data Source: School supplied data.